



INSTRUCTIONS FOR USE GRATER AR7350

(EN) WARNINGS

Attention: read the precautions contained in the following booklet carefully as they provide important instructions regarding safety during installation, use and maintenance.

Important instructions to keep for further reference.

- This unit can be used by children aged 8 and above and individuals with reduced physical, sensory or mental capacity, or lack of experience or knowledge, if they are provided with adequate supervision or have received instructions regarding the use of safety equipment and that they understand the risks related.
- Cleaning and user maintenance shall not be made by children unless they are older than 8 and supervised.
- Keep the appliance and its cord out of reach of children.
- Children shall not play with the appliance.
- Appliances can be used by persons with reduced physical, sensory or mental capabilities or lack of experience and knowledge if they have been given supervision or instruction

concerning use of the appliance in a safe way and if they understand the hazards involved.

- Place the appliance on a flat and stable surface when you use it.

- The appliance has been conceived to work in domestic environments and must be used in accordance with this instruction manual as cheese grater; any other use is considered improper and therefore dangerous.

- Do not use this appliance for more than 5 minutes. Allow it to cool down before using it again.

- Switch off the appliance and disconnect from supply before changing accessories or approaching parts that move in use.

- Always disconnect the appliance from the supply if it is left unattended and before assembling, disassembling or cleaning.

- Pay attention while handling the grating roller during assembling, disassembling and cleaning operations.

- To clean the appliance, refer to the maintenance paragraph.

- If the power cable gets damaged, it has to be replaced only in a service centre approved by the manufacturer, in order to avoid a hazard.

Keep handy the guarantee, receipt of payment and these instructions for future use and reference.

After removing the packaging, check the appliance for any signs of damage. In case of visible damage, do not use it and contact a qualified technician.

Do not leave parts of the packaging within the reach of children.

This appliance is not a children's toy: it is an electrical device and must be treated with the necessary caution.

Before connecting the appliance, make sure that the power supply voltage matches the indication on the data plate.

If the plug and socket are not compatible, the socket has to be replaced with a suitable type by skilled persons.

Do not use adapters or extension cables which do not meet current safety standards or that exceed the current carrying capacity limits.

When you don't use the appliance disconnect it from the power supply and assure that the interruptor is off.

Do not tug on the power cable or on the appliance itself to remove the plug from the socket.

The use of any electrical appliance requires that a number of basic rules are observed, namely:

- Never touch the appliance with wet or humid hands.
- Do not use the appliance when barefoot.
- Do not leave the appliance exposed to weathering (rain, sunlight).
- Do not subject it to rough handling.

In case of a breakdown or malfunctioning of the appliance, disconnect it at once. Do not attempt to repair it, but take it to a service centre approved by the manufacturer.

If you decide you do not want to use this appliance any longer, disable it by cutting the power cable - of course, after disconnecting it from the socket.

The power cable should be extended to its full length to avoid over heating.

For safety reasons, the appliance should never be opened.

Do not use the appliance outdoors.

Do not wear clothing or accessories such as necklaces, bracelets, watches, etc. during use that can easily become entangled and cause accidents; tie up your hair for safety.

Before using the appliance, check its efficiency and that the moving parts are not blocked.

Check that the appliance is correctly assembled and there are no damaged parts.

Do not use the appliance "empty", it could be damaged.

Check that all the conditions necessary for regular operation of the

appliance have been respected.

Do not operate the appliance for more than 5 consecutive minutes to avoid excessive heating of the motor.

Allow the appliance to cool before resuming normal use.

Do not put your hand inside the appliance.

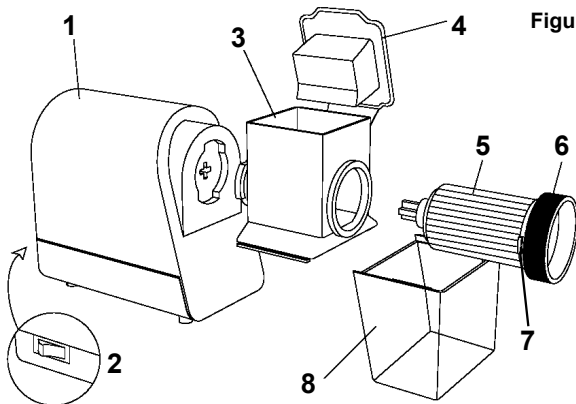
Warning: the roller is sharp.

Do not insert objects inside the appliance.

Technical information

- 1 - Motor body.
- 2 - Switch.
- 3 - Hopper.
- 4 - Pusher lid.
- 5 - Grating roller.
- 6 - Knob
- 7 - Knob fasteners
- 8 - Container.

Ratings: see data label on the product.



Instructions for use

Contact with food

Only the following parts are intended for contact with food: hopper (3), pusher lid (4), grating roller (5), container (8).

The conformity tests were carried out considering the following methods of use:

- FOOD: whole cheeses (not soft or mushy), dry bread, dried fruit;
- TEMPERATURE: up to 40°C;
- DURATION: up to 30 minutes.

These accessories can only be used with this appliance.

FIRST USE

Before using the appliance for the first time, wash the parts in contact with food as indicated in the MAINTENANCE paragraph.

Insert the plug into the socket, place the product to be grated in the hopper (3) and close the pusher lid (4).

The appliance works by holding down the switch (2). Releasing the switch causes the appliance to stop.

Avoid letting the grater run empty.

To avoid overheating of the motor, the maximum continuous operating time of the grater must be limited to 5 minutes. Once the appliance has cooled down, operation can resume.

A good quality of grated product is obtained by pressing the lid (4) lightly and evenly.

Do not grate cheeses or soft products. Use the appliance only for the foods indicated in the "Contact with food" paragraph.

To remove the container (8), pull in the direction indicated in figure 2.

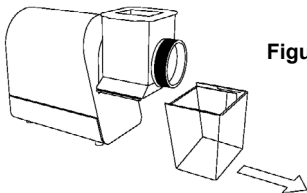


Figure 2

ATTENTION:

TO GRATE SOFT CHEESES, DO NOT FORCE PRESS THE PUSHER LID, BUT ONLY APPLY LIGHT PRESSURE. THIS WAY YOU WILL AVOID KNEADING THE ROLLER.

Maintenance

Turn off the appliance and always remove the plug from the socket before cleaning the machine.

Never use flammable or corrosive substances for cleaning.

NEVER IMMERSE THE APPLIANCE IN WATER.

Remove the plug from the socket before any operation.

Be careful of the grating roller because it is sharp.

To clean the motor body, use a cloth moistened with water or neutral detergent.

Disassemble the appliance for better cleaning.

To remove the grating roller, hold the knob (6) and turn it clockwise, releasing the two fasteners (7).

To disassemble the hopper (3), rotate it clockwise as indicated in figure 3.

Wash the hopper (3), the pusher lid (4) and the container (8) with warm water and dishwashing liquid.

Wash the grating roller (5) with a dish brush, dish detergent (a little) and warm running water. **DO NOT IMMERSE THE ROLLER** to prevent water from seeping inside.

Only the container (8) can be washed in the dishwasher at a moderate temperature, maximum 55°C.

Store the appliance in a dry and clean environment for future reuse.

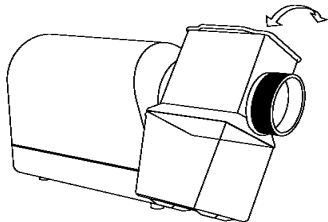


Figura 3

WARRANTY

Terms and Conditions

The warranty is valid for 24 months.

This warranty applies only if it has been duly filled in and is submitted with the receipt showing the date of purchase.

The warranty covers the replacement or repair of parts making up the appliance which were faulty at source due to manufacturing faults.

After the warranty has expired, the appliance will be repaired against payment.

The manufacturer declines any responsibility for damage to persons, animals or property due to misuse of the appliance and failure to observe the directions contained in the instructions.

Limits

All rights under this warranty and any responsibility on our part will be voided if the appliance has been:

- mishandled by unauthorized persons
- improperly used, stored or transported.

The warranty does not cover damage to the outward appearance or any other that does not prevent regular operation.

If any faults should be found despite the care taken in selecting the materials and in creating the product, or if any information or advice are required, please contact your local dealer.

DISPOSAL



USER INFORMATION

“Implementation of Directive 2012/19/EU on Waste Electrical and Electronic Equipment (WEEE)”, pertaining to reduced use of hazardous substances in electrical and electronic equipment, as well as to waste disposal.

The symbol of the crossed-out wheeled bin on the equipment or on its packaging indicates that the product must be disposed of separately from other waste at the end of its service life.

The user must therefore take the dismissed equipment to suitable separate collection centres for electrical and electronic waste.

For more details, please contact the appropriate local authority.

Suitable segregated collection of the equipment for subsequent recycling, treatment or environmentally-friendly disposal helps prevent damage to the environment and to human health, and encourages the re-use and/or recycling of the materials that make up the equipment.

Abusive disposal of the product by the user shall result in the application of administrative fines in accordance with the laws in force.



Poly Pool S.p.A. Via Sottocorna 21/B,
24020 Parre (Bergamo) - Italy
Tel. 0354104000 r.a. - Fax 035702716
<http://www.ardes.it> - e-mail: polypool@polypool.it

MADE IN ITALY